




































Peridot Indoor International Comp. / Men Pentathlon

Budapest / HUN / 28-29.01.2017

INDIVIDUAL FINAL RESULTS

Rank	Name	NOC	Fence	Ride	Swim	LR	Total
1	DEMETER Bence 	Hungary	250 (1) 26V-11D	290 (28)	310 (7) 02:00,3	641 (3) 10:59,3	1491
2	CASSE Simon 	France	214 (14) 20V-17D	298 (12)	312 (4) 01:59,3	648 (1) 10:52,0	1472
3	MÁLITS István 	Hungary	250 (1) 26V-11D	297 (13)	298 (29) 02:06,1	627 (9) 11:13,7	1472
4	STASKIEWICZ Szymon 	Poland	244 (4) 25V-12D	298 (8)	301 (22) 02:04,6	626 (10) 11:14,0	1469
5	TOMASCHOF Soma 	Hungary	238 (5) 24V-13D	298 (11)	308 (10) 02:01,0	622 (14) 11:18,5	1466
6	TSIKHANAU Pavel 	Belarus	238 (5) 24V-13D	286 (31)	301 (23) 02:04,6	638 (5) 11:02,8	1463
7	DEJARDIN Pierre 	France	226 (10) 22V-15D	293 (23)	294 (31) 02:08,0	648 (2) 10:52,7	1461
8	BERECZKI Richárd 	Hungary	226 (10) 22V-15D	297 (17)	306 (15) 02:02,2	629 (7) 11:11,1	1458
9	DEMETER Gergely 	Hungary	250 (1) 26V-11D	295 (20)	309 (8) 02:00,6	597 (26) 11:43,0	1451
10	HEREDIA VIVES Aleix 	Spain	232 (7) 23V-14D	300 (6)	288 (34) 02:11,4	615 (21) 11:25,2	1435
11	HENRARD Alexandre 	France	196 (22) 17V-20D	292 (25)	311 (5) 01:59,5	636 (6) 11:05,0	1435
















12	HAYANOUSKI Mikalai		Belarus	202 (20) 18V-19D	300 (4)	308 (11) 02:01,1	618 (17) 11:22,1	1428
13	TOOLIS Thomas		Great Britain	232 (7) 23V-14D	298 (10)	307 (14) 02:01,6	590 (29) 11:50,5	1427
14	GUSTENAU Gustav		Austria	226 (10) 22V-15D	297 (16)	316 (2) 01:57,1	585 (31) 11:55,4	1424
15	REGŐS Gergely		Hungary	214 (14) 20V-17D	293 (24)	306 (16) 02:02,4	608 (23) 11:32,5	1421
16	LOUBET Brice		France	214 (14) 20V-17D	297 (14)	291 (33) 02:09,6	618 (19) 11:22,7	1420
17	RODRIGUEZ Christobal		Spain	232 (7) 23V-14D	300 (3)	308 (12) 02:01,3	573 (33) 12:07,5	1413
18	FRÖHLICH Tamás Bence		Hungary	178 (30) 14V-23D	291 (26)	305 (17) 02:02,8	639 (4) 11:02,0	1413
19	HARANGOZÓ Bence		Hungary	202 (20) 18V-19D	300 (2)	308 (13) 02:01,3	601 (25) 11:39,5	1411
20	NOBIS Alexander		Germany	208 (17) 19V-18D	279 (34)	293 (32) 02:08,7	627 (8) 11:13,3	1407
21	PALAZKOV Ilya		Belarus	190 (24) 16V-21D	293 (22)	301 (24) 02:05,0	619 (16) 11:21,4	1403
22	GOLIS Remigiusz		Poland	160 (36) 11V-26D	296 (18)	323 (1) 01:54,0	621 (15) 11:19,9	1400
23	PARISI Giuseppe		Italy	226 (10) 22V-15D	269 (36)	282 (36) 02:14,1	617 (20) 11:23,6	1394
24	STROBL Krisztián		Hungary	184 (28) 15V-22D	295 (21)	302 (21) 02:04,3	609 (22) 11:31,9	1390
25	SHIVEL Luis		Spain	166 (35) 12V-25D	300 (5)	298 (28) 02:06,1	624 (13) 11:16,7	1388
26	ROMANI Gauthier		France	196 (22) 17V-20D	298 (9)	312 (3) 01:59,0	577 (32) 12:03,0	1383

















27	SANDTEN Matthias		Germany	208 (17) 19V-18D	287 (29)	295 (30) 02:07,5	592 (28) 11:48,2	1382
28	LAWRYNOWICZ Daniel		Poland	178 (30) 14V-23D	278 (35)	300 (26) 02:05,4	626 (11) 11:14,6	1382
29	MICOZZI Gianluca		Italy	190 (24) 16V-21D	297 (15)	287 (35) 02:11,9	607 (24) 11:33,8	1381
30	RADZIUK Yaraslau		Belarus	172 (33) 13V-24D	286 (30)	299 (27) 02:05,8	618 (18) 11:22,3	1375
31	SWIDERSKI Jaroslaw		Poland	190 (24) 16V-21D	300 (7)	311 (6) 01:59,8	567 (35) 12:13,4	1368
32	PORRECA Domenico		Italy	184 (28) 15V-22D	295 (19)	300 (25) 02:05,1	571 (34) 12:09,7	1350
33	KLIS Krisztián		Hungary	160 (36) 11V-26D	284 (33)	302 (20) 02:04,2	595 (27) 11:46,0	1341
34	BRUCKMANN Gergő		Hungary	178 (30) 14V-23D	223 (37)	305 (18) 02:02,9	626 (12) 11:14,7	1332
35	O'BRIEN Tom		Ireland	172 (33) 13V-24D	285 (32)	281 (37) 02:14,8	586 (30) 11:54,7	1324
36	SUTTON Bradley		Great Britain	142 (38) 8V-29D	291 (27)	309 (9) 02:00,9	544 (36) 12:36,1	1286
37	GISPert Joan		Spain	190 (24) 16V-21D	300 (1)	303 (19) 02:03,6	0 EL	793
38	HORVÁTH Norbert		Hungary	208 (17) 19V-18D	0 DNS	0 DNS	0 DNS	208



Peridot Indoor International Comp. / Women Pentathlon

Budapest / HUN / 28-29.01.2017

INDIVIDUAL FINAL RESULTS

Rank	Name		NOC	Ride	Fence	Swim	LR	Total
1	PRASIANTSOVA Iryna		Belarus	291 (19)	250 (3) 22V-10D	271 (20) 02:19,6	558 (1) 12:22,2	1370
2	KOVÁCS Sarolta		Hungary	285 (21)	236 (5) 20V-12D	296 (1) 02:07,3	530 (3) 12:50,8	1347
3	ZS. TÓTH Anna		Hungary	297 (8)	236 (5) 20V-12D	280 (8) 02:15,2	526 (5) 12:54,6	1339
4	STROBL Anita		Hungary	300 (1)	222 (9) 18V-14D	280 (8) 02:15,2	520 (7) 13:00,5	1322
5	KRENKOVA Karolina		Czech Republic	296 (10)	222 (9) 18V-14D	274 (15) 02:18,4	529 (4) 12:51,3	1321
6	KHALDOBA Tatsiana		Belarus	293 (15)	208 (13) 16V-16D	283 (5) 02:13,6	530 (2) 12:50,7	1314
7	MAHROKH Paria		Germany	293 (16)	229 (7) 19V-13D	254 (27) 02:28,1	507 (14) 13:13,6	1283
8	BRYSON Kerenza		Great Britain	264 (24)	271 (1) 25V-7D	259 (25) 02:20,6	487 (20) 13:33,0	1281
9	COLEMAN LENEHAN Kate		Ireland	291 (18)	201 (18) 15V-17D	275 (12) 02:17,9	514 (10) 13:06,0	1281
10	VARGA Eszter		Hungary	294 (12)	208 (13) 16V-16D	280 (7) 02:15,1	496 (19) 13:24,4	1278
11	FOLLETT Charlie		Great Britain	295 (11)	215 (12) 17V-15D	266 (22) 02:22,2	502 (16) 13:18,9	1278
12	PALKOVICS Karolina		Hungary	298 (5)	180 (27) 12V-20D	276 (11) 02:17,3	522 (6) 12:58,5	1276
13	RÉTI Anna		Hungary	299 (4)	208 (13) 16V-16D	250 (30) 02:30,2	514 (11) 13:06,3	1271
14	BARTA Luca		Hungary	294 (14)	187 (25) 13V-19D	282 (6) 02:14,1	506 (15) 13:14,3	1269
15	ALEKSZEJEV Tamara		Hungary	296 (9)	194 (24) 14V-18D	265 (23) 02:22,8	511 (13) 13:09,0	1266

16	ORMÁNDI Rebeka		Hungary	297 (7)	187 (25) 13V-19D	273 (18) 02:18,9	500 (18) 13:20,9	1257
17	VESZPRÉMI Fruzsina		Hungary	289 (20)	208 (13) 16V-16D	286 (4) 02:12,1	469 (24) 13:51,4	1252
18	JÓZAN Beáta		Hungary	300 (2)	208 (13) 16V-16D	261 (24) 02:24,8	454 (26) 14:07,0	1223
19	BÁNKI Adél		Hungary	281 (22)	201 (18) 15V-17D	253 (28) 02:28,7	481 (21) 13:39,3	1216
20	BERTACCHINI ALESSANDRA		Italy	293 (17)	180 (27) 12V-20D	273 (17) 02:18,6	469 (23) 13:51,2	1215
21	HANNAM Georgia		Great Britain	271 (23)	159 (33) 9V-23D	272 (19) 02:19,5	388 (30) 15:12,2	1090
22	SZLOBODA Gréta		Hungary	229 (25)	173 (31) 11V-21D	274 (14) 02:18,3	405 (29) 14:55,5	1081
23	SILKINA Volha		Belarus	0 EL	257 (2) 23V-9D	273 (16) 02:18,5	501 (17) 13:19,8	1031
24	GULYÁS Michelle		Hungary	0 DNS	201 (18) 15V-17D	295 (2) 02:08,0	516 (9) 13:04,7	1012
25	RÉTI Kamilla		Hungary	0 EL	229 (7) 19V-13D	254 (26) 02:28,0	518 (8) 13:02,5	1001
26	BRAGMAYER Zsanett		Hungary	0 DNS	180 (27) 12V-20D	290 (3) 02:10,3	514 (12) 13:07,0	984
27	TURBUCZ Anna		Hungary	0 DNS	201 (18) 15V-17D	268 (21) 02:21,1	473 (22) 13:48,0	942
28	VESZPREMI Korinna		Hungary	0 EL	222 (9) 18V-14D	251 (29) 02:29,6	423 (27) 14:37,8	896
29	SLETT Kinga		Hungary	0 EL	201 (18) 15V-17D	274 (13) 02:18,0	408 (28) 14:52,2	883
30	KISS Virág		Hungary	0 DNS	166 (32) 10V-22D	246 (32) 02:32,1	455 (25) 14:05,8	867
31	PIPES Georgia		Great Britain	294 (13)	243 (4) 21V-11D	277 (10) 02:16,8	0 EL	814

32	TAMASAUSKAITE Aurelija		Lithuania	300 (3)	201 (18) 15V-17D	247 (31) 02:31,6	0 EL	748
33	MIKULCIC Kosjenka		Croatia	297 (6)	180 (27) 12V-20D	175 (33) 03:07,7	0 EL	652